

SPIRIT LAKE VIRTUAL SCOUT EXPEDITION 2021

Missions for Cub Scouts & Scouts BSA

Friday May 7th - Sunday May 16th

Leaders Guide

Theme: Fun and Cooperation



**Cascade Pacific Council, BSA
District 1-Spirit Lake
Camporee Committee
April 12, 2021**

Theme: Fun and Cooperation

PARTICIPANTS: The Spirit Lake Virtual Scout Expedition is open to **all** Scouts registered in **District 1-Spirit Lake** and their same-age guests.

- This will be a **unit/team activity** with **4-10** youth participants & at least **2** leaders, not to exceed **12** in total.
- There will be a Cub Scout and a Scouts BSA section of the game.
- **Cub Scout** teams will benefit from having a variety of ages between 5-12 to be able to complete some of the missions.
- **Arrow of Light Scouts** are welcome to join a Scouts BSA or a Cub Scout team.
- **Smaller teams** may be asked to join other Packs, Dens, Patrols, or Troops that are located near each other. Each team will have their own unique Team ID and Access Code. Multiple team members will be able to login to the game simultaneously.

COST: \$5.00 for each youth, adult leader, and /or staff participant.

EVENT ITINERARY

Friday May 7th

- **4:00 PM** All Goosechase Team Names & Access Codes distributed to registered leaders email addresses.
- **7:00 PM** Virtual Campfire

SUBMIT MISSIONS

Sunday May 16th

- **Noon** Goosechase submission deadline!
- **4:00 PM** Cub Scout Closing Awards & Campfire
- **7:00 PM** Scouts BSA Closing Awards, Campfire, & OA Call-Out Ceremony

REGISTRATION: A BSA registered leader will register their team(s) on their "Unit's" [Tentaroo](#) account. Multiple teams may be registered, as separate transactions, on one Tentaroo account. If your Unit does not yet have a "Unit" Tentaroo account, please click [here](#) to create one. Then click "**Select event or location**".

Search the menu & click on "**District - Spirit Lake Virtual Scout Expedition**". In the comments section please provide your preferred **team's name/ID**, the **Pack, Troop, or Crew** you are with, the **# of youth participants** you are registering, **their names**, (rank if playing the Cub Scout section) & **# of registered adults** on each team.

(Adult Staff = part of this event's planning committee)

Your team's official Login Name and Access Code will be emailed to the Team Leader by May 7th at 4 PM.

FACILITIES: As this is a virtual event, we will be utilizing online resources such as but not limited to the GooseChase app, Zoom, Kahoot, Skribbl.io, and Google. Each team will have their own unique Team ID and Access Code, for the GooseChase App, emailed to them by 4PM on May 7th. Multiple team members will be able to login to the game simultaneously.

➤ **Please** talk to all team members about [BSA Social Media Guidelines](#).

WATER, FIRE, EMERGENCY: Because we are meeting in individual cohorts or staying at home for this event, safety requirements are the responsibility of the adult leaders on the teams.

CHECK-IN AND CHECK-OUT: The Check in and out of this event will be via the opening and closing Virtual Campfires.

ADULT SUPERVISION: According to [Scouting.org](#), "Two registered adult leaders 21 years of age or over are required at all Scouting activities, including meetings. There must be a registered female adult leader 21 years of age or over in every unit serving females. A registered female adult leader 21 years of age or over must be present for any activity involving female youth. Notwithstanding the minimum leader requirements, age- and program-appropriate supervision must always be provided."

UNIT RESPONSIBILITIES: Adult Leaders and Youth Leaders are responsible for managing proper Scout safety and behavior during the event. Each Team Unit Leader will be responsible for registering their team in Tentaroo and ensuring that **every participant (including guests)** has a **current** [BSA Medical Form Part A & B](#) signed by their parent or guardian to participate. The forms will be held by the unit leadership for the duration of the event.

Note that Part A includes an informed consent agreement and release for BSA to have the right and permission to use and publish the photographs/film/ videotapes/electronic representations and/or sound recordings taken for this event.

It is up to each individual unit whether to have their team participate virtually or in-person or both. For in-person participation, unit leaders must ensure their outing adheres to the latest local and Cascade Pacific Council Covid guidelines, including those found in the [BSA COVID Meeting Guide](#).

ACTIVITIES: As missions are completed points will be awarded. These can be seen by the players by using the Leaderboard Tab.

Submissions may be reviewed by Staff and Sasquatch with points adjusted by staff based upon the completeness, quality, and/or (position of the moon). 🌕😊

GOOSECHASE INSTRUCTIONS:

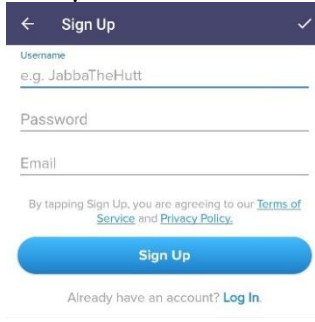
To get the full step-by-step instructions for GooseChase [click here!](#)

Participants can join the game by following these simple steps:


1. Download the GooseChase App from



2. Choose to play as a guest or register for a personal account with a username & password.



3. Search by game name "Spirit Lake Virtual Scout Expedition" or game code "JWK67Z" to join the game.



Join a Game.

Search for your game by name above.

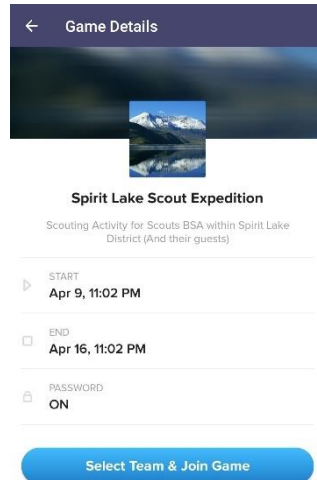
OR

Enter your private game code below.

Game Code



4. Follow the prompts to select your team and enter the provided Access Code.



EVENT HELP: You may contact the Spirit Lake Camporee Staff via event email.
spiritlakeeventhelp@gmail.com

- This email will be monitored by staff throughout the period of this event.
- When seeking assistance:
 - Identify your Goosechase team name
 - Provide contact name, email, and phone #
 - With as much detail as possible describe what you need help with.
- You will be contacted as soon as possible, by a staff member (or a minion from the Dark side of the Moon.) 🕒

TIPS:

- ✚ Recommended camera settings for pictures and videos are the 1:1 ratio. If you take a video/picture using any other ratio, your video/picture will automatically be cropped by the Goosechase App.
- ✚ Videos cannot be longer than 30 seconds.
- ✚ Many of the missions ask for a team photo to be submitted. This can be done one of three ways...
 1. In-person the "old-fashioned" way (properly masked and socially distanced).
 2. Each participant on the team sends a picture of themselves accomplishing the mission to the Unit/Team leader. Then the leader can put everyone's pictures into a document as a picture collage, save it as a JPEG or PNG and submit it into Goosechase.
or
 3. The team can jump on a Zoom meeting and have each Scout show their accomplishment in "Brady Bunch style," while someone takes a screenshot of the group.

CAMPFIRE VIDEO SUBMISSIONS:



We need your help to make the campfires awesome!

- ✚ Each team may submit videos of their team doing the following (in-person or zoom recordings are both welcome)
 - 1 - Opening Flag Ceremony (including the Pledge of Allegiance, Scout Oath, Scout Law, and Outdoor Code)
 - 2 - A skit, song, or joke
- ✚ All videos must be no more than **3 minutes** long to be considered.

Submission deadline to be considered for Opening Campfire is Friday, April 24th and Monday May 10th for Closing Campfire.

All submissions earn points! Not all submissions will be shown during Campfire.

Extra points will be given, if yours are chosen!

Videos may be in regular MP4 format or a YouTube URL.

Because campfire videos are longer than the 30 second videos that the Goosechase app allows for missions, we are collecting them separately.

Campfire Submission Options:

1. Save your video to your Google Drive. Share the file to spiritlakeeventhelp@gmail.com. Before sending, please make sure that it says "Editor" & include the group ID that you chose in registering on Tentaroo, and the Team leader name/ phone # in the "Add a message" spot.
2. Save your video on YouTube as a private video. Then send an email to spiritlakeeventhelp@gmail.com with the URL and password and include the group ID that you chose in registering on Tentaroo, and the Team leader name/ phone # in the email message.

Please "name" your video using this format: *YourTeamID_Opening-Ceremony* or *YourTeamID_skit-song*

SUPPLIES LIST: Supplies necessary to successfully accomplish the missions: These are recommended but are not all inclusive.

CUB SCOUTS (per scout):

Hand Sanitizer, 4 Bandages, 2-3 Moleskins, 3 Antiseptic towelettes,

Antibiotic ointment, 2 Gauze, Tweezers, Gloves, Safety Pins

Trash bags and gloves

Shaving or whipped cream x2

Shower cap

Eye protection

Cheese puffs (either kind)

A tube for making a rain stick

Craft supplies of your choice

Recycled materials for crafts

Blindfold

6-10 ingredients of nuts, dried fruit, seeds, and grains. 1 sweet ingredient/4 healthy

Container for Trail Mix

Your choice of 1 item from protein, grain, fruit, vegetable, & dairy food groups

Rocks and waterproof paint or pens

Bike helmet

Lego Bricks

Sidewalk Chalk

Flour, salt, sugar, baking soda, corn starch

Balloons

Food coloring

Leaders: please print the following document items as needed.

This [document](#) has:

Page 1.) 12 First-Aid Inventory Cards 1/youth

Page 2.) 4 Scavenger Hunt Cards 1/youth

Page 3.) 150 Skribbl.io words to copy and paste into the game 1/team

Page 4.) 15 Cub Scout 6 Essentials Lists 1/youth

Page 5.) Recruitment Information Log 1/team

SCOUTS BSA:

Phone or tablet with Goosechase app

Scout book

10 Essentials

Tent, sleeping bag, pad, other camping gear for sleeping overnight in your tent (either in your back yard or with your patrol)

3 bin wash station

Enough rope/cord and sticks/poles to tie knots and make camp gadgets.

shoot for at least 4 6-foot cords and 6 sticks per Scout (model sizes for camp gadgets are okay, items from around home will work!)

All safety items and materials to make a campfire for cooking

Food and cooking supplies

Geocaching items (GPS app, container, trading items, pen)

Google or a plant identification book/source

Bike and helmet

Watch

Craft materials to make a card

Face Mask

Patrol Spirit!