

CUB SCOUT MEETING GUIDE

PASSPORT TO ADVENTURE



INTRODUCTION

Thanks for joining us for Passport to Adventure!

This week you will travel the world as you learn about different cultures and what makes us unique and connects us. You'll play games, create crafts, and beyond. There are many adventures in store this week! Use this book to help you on your adventures as you discover the world. Now boarding for your adventure!

IN THIS GUIDE

- Lions: King of the Jungle
- Tigers: Family Stories
- Wolves: Council Fire
- Bears: A World of Sound
- Webelos: Project Family

HOW TO USE THIS GUIDE

Find your Den's Adventure and complete the activities, some activities can be completed at home and others will be completed in our meeting, this is indicated with a yellow or blue star.



LIONS



KING OF THE JUNGLE

- ★ 1. Participate in a flag ceremony with your den
- ★ 2. Explain what it means to be a good citizen
- ★ 3. Explain what it means to be a leader

TIGERS



FAMILY STORIES

Complete requirement 1 plus at least three others. Note that any requirement may be completed based on your family of origin OR the family with whom you live.

- ★ 1. Discuss with your parent, guardian, a family member, or other caring adult where some of your family members originated. Discuss family history, traditions, and culture—your family heritage. Share a story or bring something to share with your den about yourself and your family.
- ★ 2. Make a family crest
- ★ 3. Visit your public library to find out information about the heritage of some of your family members.
- ★ 4. Interview one of your grandparents or another family elder, and share with your den what you learned
- ★ 5. Make a family tree designed for your particular family.
- ★ 6. Share with your den how you got your name or what your name means*
- ★ 7. Share with your den your favorite snack or dessert that reflects the cultural heritage of one or more of your family members.
- ★ 8. Learn where some members of your family came from, and locate the place(s) on a map. Share this information with your den. With the help of your parent, guardian, or other caring adult, locate and write to a pen pal there.

*Prepare to share what your name means at the meeting

WOLVES



COUNCIL FIRE

- Complete Requirements 1 and 2 plus at least one other.
- ★ 1. With your den or pack, participate in a flag ceremony, and learn how to properly care for and fold the flag.
 - ★ 2. Participate in a community service project with your pack, den, or family.
 - ★ 3. With your parent or guardian's permission, talk to a military veteran, law enforcement officer, member of the fire department, or someone else approved by your Den Leader. Talk about his or her service to the community or country. After you have visited with the individual, write a short thank-you note.
 - ★ 4. Learn about the changes in your community, and create a project to show your den how the community has changed.
 - ★ 5. Select one issue in your community, and present to your den your ideas for a solution to the problem.
 - ★ 6. Work with your den to develop a den duty chart, and perform these tasks for one month.
 - ★ 7. Participate in an event such as a parade or assembly celebrating military veterans.

BEARS



A WORLD OF SOUND

- ★ Complete all of the following
- 1. Make an mbira.
- ★ 2. Make a sistrum.
- ★ 3. Make a rain stick.

This is an Elective Adventure-If you complete any of these please share at the meeting



PROJECT FAMILY

Complete the following Requirements.

- ★ 1. Interview a grandparent, another family elder, or a family friend about what life was like when he or she was growing up.
- ★ 2. With members of your family or a family friend, discuss some of your family names, history, traditions, and culture.*
Do one of the following:
 - (a) Create a family tree of three generations.
 - (b) Make a poster or Web page that shows the places that some of your family members came from.
 - (c) Choose a special celebration or holiday that some of your family members participate in, and create either a poster, picture, or photo slideshow of it.
- ★ 3. Show your understanding of your duty to family by creating a chart listing the jobs that you and other family members have at home. Choose three of the jobs you are responsible for, and chart them for two weeks.
- 4. Select a job that belongs to another family member, and help that person complete it.
 - Some examples would be to create a grocery shopping list for the week, to take out trash for a week, to do the laundry for your family one time, to prepare meals for your family for one day, or to complete some yard work.

*Prepare to share something from your culture at the meeting

WEBELOS

★ 5. With the help of an adult, inspect your home and its surroundings. Make a list of hazards or security problems you find. Correct one problem you found, and tell what you did.

6. Complete one of the following:

(a) Hold a family meeting to plan an exciting family activity.

The activity could include:

- A family reunion
- A family night
- A family outing

(b) Create a list of community service or conservation projects that you and your family can do together, and present it to your family. Select one project, plan it, and complete it with members of your family.

Family Crest

Where we are from

Our Favorite Meal

Our Favorite Vacation


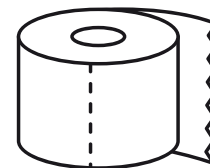
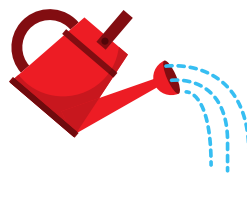


Where we live

What we like to do for fun

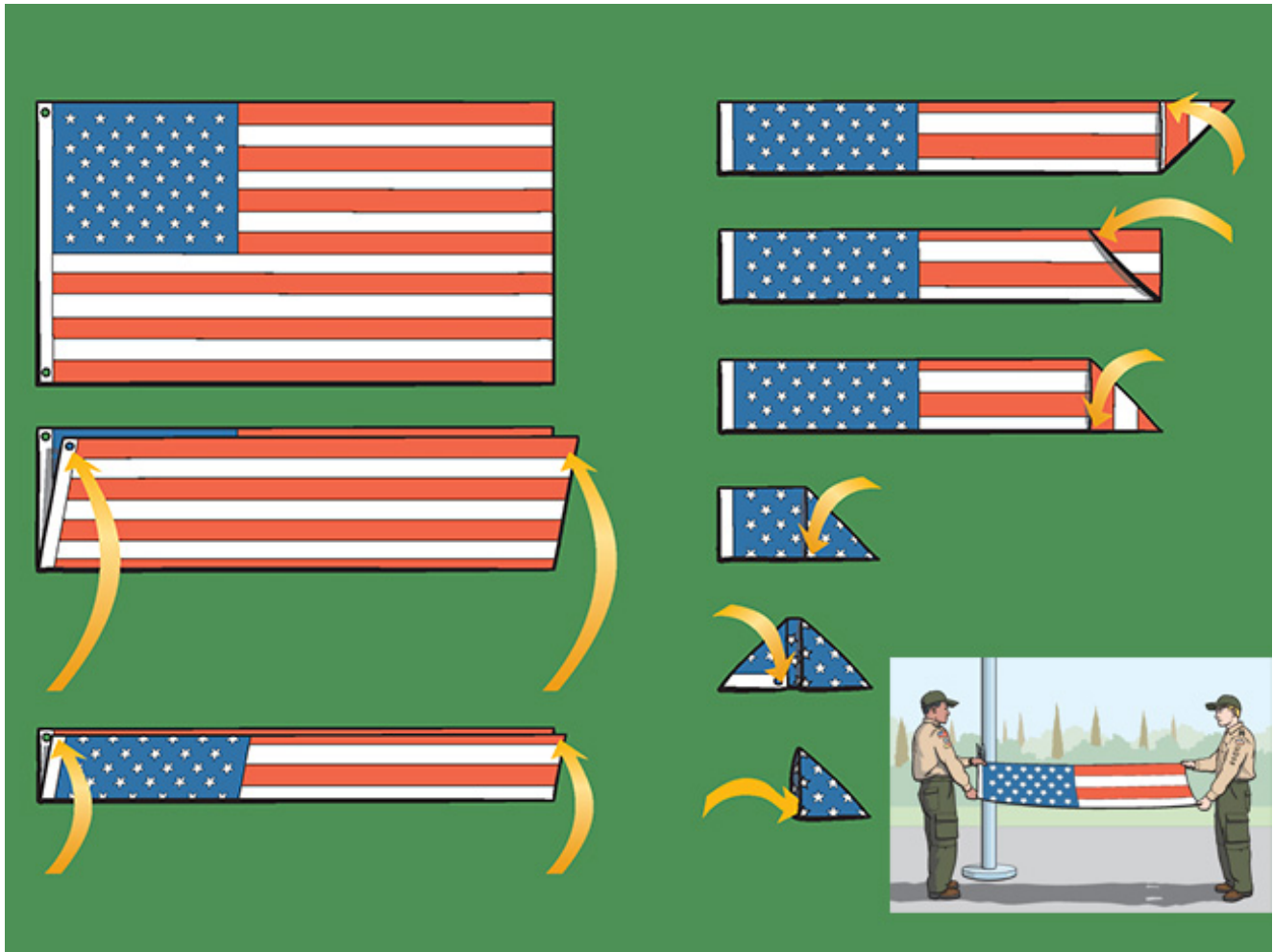
Our Motto

Family Duty Chart Activities

Print as many copies as you need to fill out your chart, or color your own on the chart.



HOW TO FOLD A FLAG



Hold the flag at waist level between yourself and another person, fold it in half lengthwise, then fold it in half lengthwise again, always keeping the blue field on the outside. While one person holds the flag by the blue field, the other should make triangular folds from the opposite end until only the blue field is available.

ARCHITECTURE

MATERIALS


- Mini Marshmallows
- Toothpicks

GET BUILDING


- Decide what you want the structure to look like.
- Use the marshmallows and toothpicks to create your design.
- Stick the toothpicks into the marshmallows to create a sturdy structure.

FAMOUS WORLD ARCHITECTURE


Use the images below for building inspiration.




Leaning Tower
of Pisa



Sydney Opera
House



Taj Mahal



Eiffel Tower



Parthenon



BOY SCOUTS
OF AMERICA®
CASCADE PACIFIC COUNCIL